



CARMEL COLLEGE

Master Plan 2015–2030



SITE ANALYSIS

property boundary





SITE ANALYSIS

condition of existing building



MASTER PLAN STAGE 1 (1050 STUDENTS)

decanting + demolition + sitework



MASTER PLAN STAGE 1 (1200 STUDENTS)

construct new teaching building



STAGE 1A SCHOOL BUILDING
TOTAL GFA 9,729 SQM

ADDITIONAL SCHOOL BUILDING
NEW
TOTAL GFA 2,450 SQM

STAGE 1B SCHOOL BUILDING
TOTAL GFA 12,179 SQM

CAR PARKING
EXISTING 82
NEW 8
TOTAL 90 CAR PARK

MASTER PLAN STAGE 1 (1200 STUDENTS)

decanting + demolition



MASTER PLAN STAGE 1 (1200 STUDENTS)

landscaping



STAGE 1C SCHOOL BUILDING
TOTAL GFA 10,763 SQM

STAGE 1 D SCHOOL BUILDING
TOTAL GFA 10,763 SQM

CAR PARKING
TOTAL 50 CAR PARK

MASTER PLAN STAGE 2 (1200 STUDENTS)

decanting



STAGE 1D SCHOOL BUILDING
TOTAL GFA 10,763 SQM

EXISTING SCHOOL BUILDING
DEMOLISHED
HE BLOCK 308 SQM

STAGE 2A SCHOOL BUILDING
TOTAL GFA 10,455 SQM

CAR PARKING
TOTAL 50 CAR PARK

MASTER PLAN STAGE 2 (1200 STUDENTS)

new teaching building



STAGE 2A SCHOOL BUILDING
TOTAL GFA 10,455 SQM

ADDITIONAL SCHOOL BUILDING
NEW
TOTAL GFA 1,200 SQM

STAGE 2B SCHOOL BUILDING
TOTAL GFA 11,655 SQM


CAR PARKING
TOTAL 90 CAR PARK

MASTER PLAN STAGE 2 (1200 STUDENTS)

decanting + demolition



STAGE 2B SCHOOL BUILDING
TOTAL GFA 11,655 SQM

 EXISTING SCHOOL BUILDING
DEMOLISHED
A BLOCK (PART) 651 SQM
H BLOCK 559 SQM
1,210 SQM

 STAGE 2A SCHOOL BUILDING
TOTAL GFA 10,445 SQM

CAR PARKING
TOTAL 90 CAR PARK

MASTER PLAN STAGE 2 (1200 STUDENTS)

new sacred space + landscaping



STAGE 2C SCHOOL BUILDING
TOTAL GFA 10,455 SQM

ADDITIONAL SCHOOL BUILDING
NEW
TOTAL GFA 300 SQM

STAGE 2B SCHOOL BUILDING
TOTAL GFA 10,745 SQM

CAR PARKING
TOTAL 90 CAR PARK

MASTER PLAN STAGE 3 (1350 STUDENTS)

add to existing teaching building



STAGE 4 (1500 STUDENTS)

new teaching building + water sports + convent alteration



GROSS FLOOR AREA

EXISTING STAGE 3 SCHOOL B

TOTAL GFA 11,995 SQM

DEMOLISH EXISTING SCHOOL BUILDINGS

Q BLOCK 810 SQM

N BLOCK 698 SQM

NEW SCHOOL BUILDINGS

GFA 2,100 SQM

CONVENT 220 SQM

TOTAL STAGE 4 SCHOOL BUILDINGS

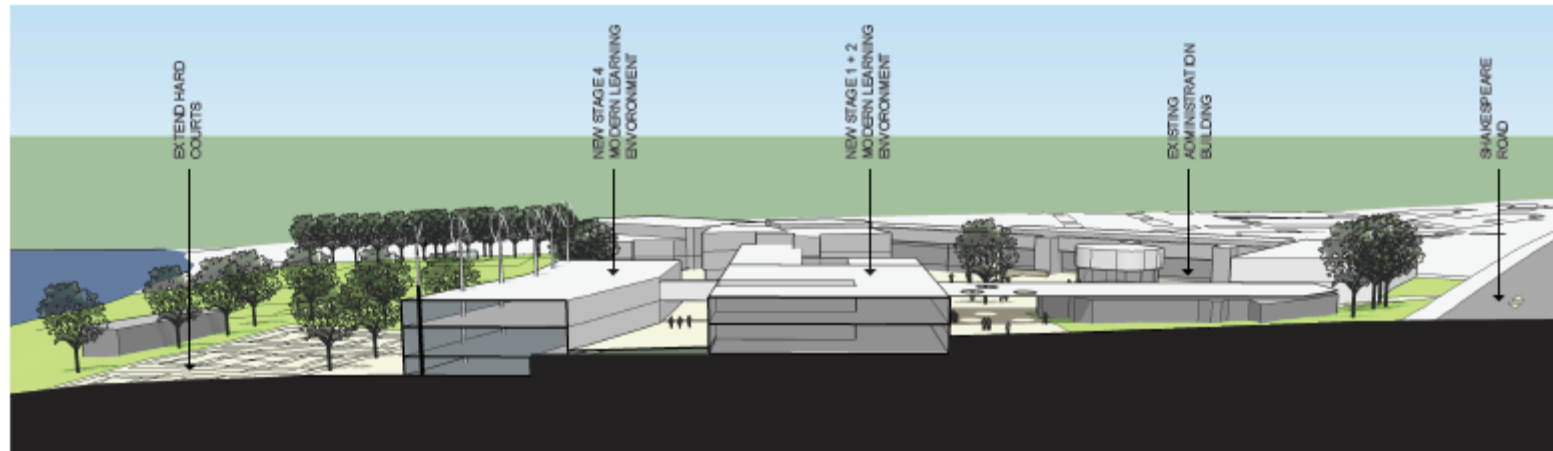
GFA 12,807 SQM

CAR PARKING

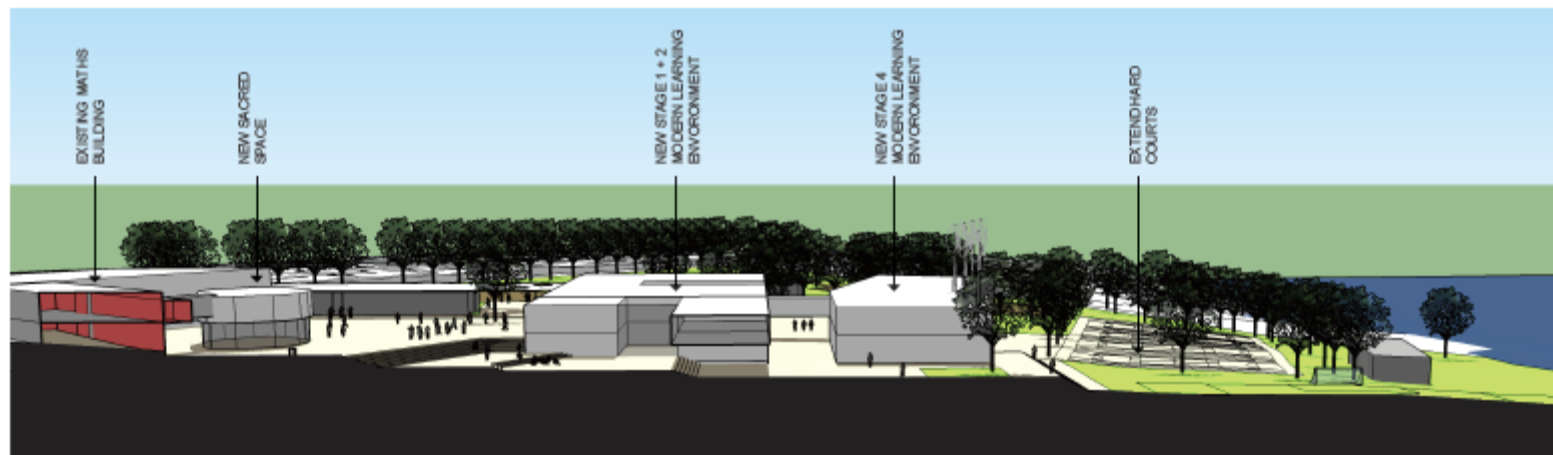
TOTAL 90 CAR PARK

STAGE 4 (1500 STUDENTS)

cross sections thru site



CROSS SECTION THRU SITE
LOOKING SOUTH



STAGE 4 (1500 STUDENTS)

aerial view from south west corner



STAGE 4 (1500 STUDENTS)

aerial view from shakespeare road



STAGE 4 (1500 STUDENTS)

aerial view looking north over the 'heart of the school'

